



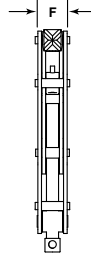
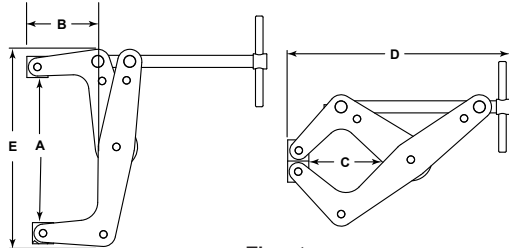
## CANTILEVER CLAMPS

### DEEP REACH WELDING GROUND CLAMP



**FEATURES:**

- » Dual-purpose workpiece clamp and welding ground
- » Contains a 400 AMP weld ground connection
- » No-twist clamp secures workpiece without twisting or "walk-off-center"
- » Copper plated clamp prevents weld spatter from sticking
- » Clamp jaws are beveled to hold both flat or round surfaces
- » Deep reach jaw allows for deep clamping of material
- » USA M.A.D.E.™



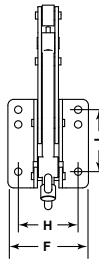
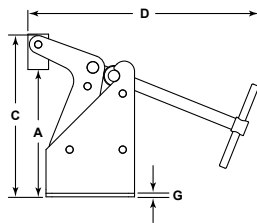
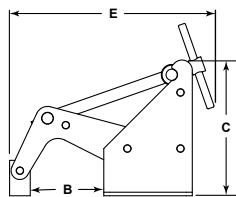
Jaw Capacity A (in)	Throat Depth Open B (in)	Throat Depth Closed C (in)	Overall Length D (in)	Width Open E (in)	Thickness F (in)	Max Clamp Force (lbs)	Handle Diameter & Length (in)	Handle Dia. & Length w/ Weaver Grip (in)	Weight (lbs)	Model No.	Model No. w/ Weaver-Grip™
4-1/2	2-3/8	2-5/8	7-1/2	7	1-1/8	1700	1/4 x 3	7/8 x 4	1.91	K045TGD	K045TGDW

### QUICK-ACTING HOLD DOWN CLAMPS ALSO WITH NO-MAR® PADS



**FEATURES:**

- » Quick Acting Hold Down Clamp
- » More clamping power than ordinary Toggle Clamps
- » Ideal for Drill Presses and Machining Centers
- » Best for holding where thickness and surface are not exact from part to part
- » Spring tension jaw moves quickly out of the way
- » USA M.A.D.E.™



Jaw Opening A (in)	Throat Depth Open B (in)	Height Closed C (in)	Height Open C (in)	Overall Length Open D (in)	Overall Length Closed E (in)	Flange Width F (in)	Flange Thick. G (in)	Bolt Hole Width H (in)	Bolt Hole Length J (in)	Max Clamp Force (lbs)	Handle Diameter & Length (in)	Handle Dia. & Length w/ Weaver-Grip™ (in)	Weight (lbs)	Model No.	Model No. w/ Weaver-Grip™
3	1-1/2	3-1/2	4	6	5-1/2	2-3/4	1/8	2	1-1/2	1500	1/4 x 3	7/8 x 4	1.15	K030TQ	K030TQW
6	3	6	7	9	8-1/2	3-3/16	3/8	3	2-5/8	3200	5/16 x 3-3/4	1-1/8 x 5	3.7	K060TQ	K060TQW
2-3/4	1-1/2	3-1/2	4	6	5-1/2	2-3/4	1/8	2	1-1/2	1500	1/4 x 3	7/8 x 4	1.15	K030TQP	K030TQPW
5-3/4	3	6	7	9	8-1/2	3-3/16	3/8	3	2-5/8	3200	5/16 x 3-3/4	1-1/8 x 5	3.7	K060TQP	K060TQPW

### WEAVER-GRIPS™



**FEATURES:**

- » Weaver-Grip™ - A High Quality Handle Accessory for Kant-Twist® T-Handle Clamps
- » Comfortable Grip for ease of use
- » Makes repetitive use much easier
- » Apply maximum pressure with less effort
- » Very durable high quality ABS plastic
- » Taps easily On and Off
- » USA M.A.D.E.™



Fits Clamps with Jaw Capacity (in)	Fits Clamps with T-Handle Length (in)	Diameter (in)	Length (in)	Weight (lbs)	Model No.
1	1	1/2	1-1/2	0.01	WG010
2	1-3/4	11/16	2-1/2	0.02	WG020
3 & 4-1/2	3	7/8	4	0.05	WG034
6	3-3/4	1-1/8	5	0.15	WG060