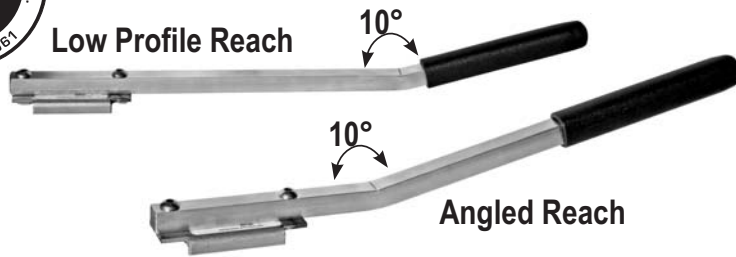


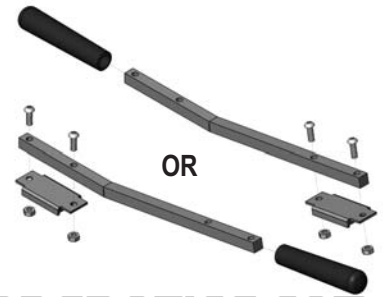


MANUAL • GRIPSTICK MAGNETIC RETRIEVER - (INTERCHANGEABLE GRIP & MAGNET)



ASSEMBLY INSTRUCTIONS:

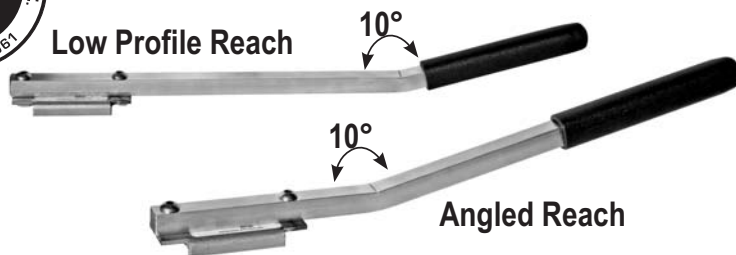
Place the grip on the shorter of the angled ends for the Low Profile Reach Style or reverse ends for the Angled Reach Style. Bolt the magnet assembly on to the opposite end.



MAG-MATE™ TOLL FREE: 888.582.0822 • WWW.MAGNETICS.COM




MANUAL • GRIPSTICK MAGNETIC RETRIEVER - (INTERCHANGEABLE GRIP & MAGNET)



ASSEMBLY INSTRUCTIONS:

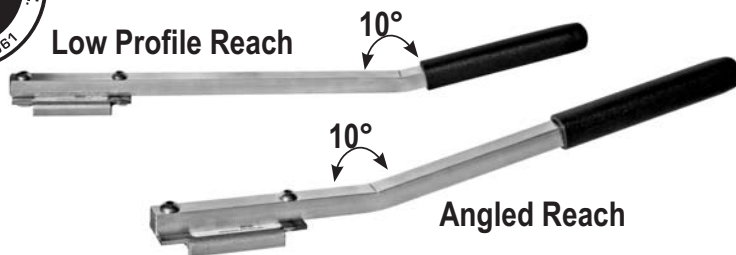
Place the grip on the shorter of the angled ends for the Low Profile Reach Style or reverse ends for the Angled Reach Style. Bolt the magnet assembly on to the opposite end.



MAG-MATE™ TOLL FREE: 888.582.0822 • WWW.MAGNETICS.COM




MANUAL • GRIPSTICK MAGNETIC RETRIEVER - (INTERCHANGEABLE GRIP & MAGNET)



ASSEMBLY INSTRUCTIONS:

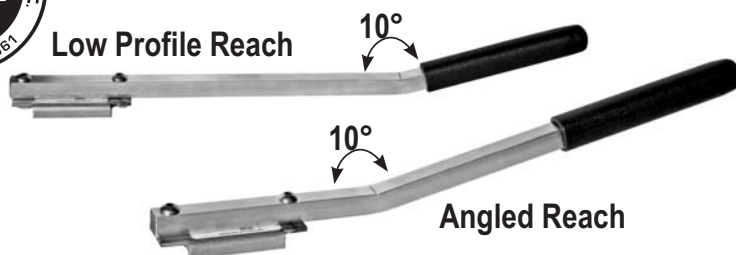
Place the grip on the shorter of the angled ends for the Low Profile Reach Style or reverse ends for the Angled Reach Style. Bolt the magnet assembly on to the opposite end.



MAG-MATE™ TOLL FREE: 888.582.0822 • WWW.MAGNETICS.COM

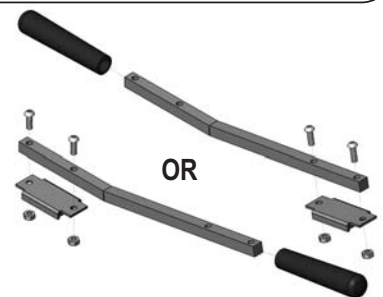


MANUAL • GRIPSTICK MAGNETIC RETRIEVER - (INTERCHANGEABLE GRIP & MAGNET)



ASSEMBLY INSTRUCTIONS:

Place the grip on the shorter of the angled ends for the Low Profile Reach Style or reverse ends for the Angled Reach Style. Bolt the magnet assembly on to the opposite end.



MAG-MATE™ TOLL FREE: 888.582.0822 • WWW.MAGNETICS.COM