





### CONVEYOR LINE MAGNETS

## SELF-CLEANING SUSPENDED PERMANENT MAGNET SEPARATORS

### Overhead (Overband) Separation Magnets

Suspended magnets are designed for separation of ferrous metal from a variety of over-the-belt conveyor applications. Proven in industries such as Mining, Aggregate, Recycling, Tire Shredding, Foundry, Wood Chip, Pulp & Paper, Power Generation, Construction and Demolition.

The Self-Cleaning Suspended Permanent magnets (SMS) offer optimum operating efficiency with a continuous cleaning belt to keep the magnet face free of collected metal. The powerful, deep reaching magnetic circuit pulls metal to the face of the magnet where the cleaned belt can remove the metal off the end of the magnet and out of the product flow. The compact design of the SMS makes it ideal for use on portable size reduction equipment. Protect your vital processing equipment, improve product purity, reclaim valuable ferrous metal, reduce liability and more with an SMS magnet.



SMS with Hydraulic Drive and  
Stainless Steel Cleaned Belt (SMS38H2X)

### FEATURES:

- » Unique magnetic circuit engineered for extended reach-out through heavy product burdens
- » Low profile design is ideal for portable systems
- » Uniform magnetic field across belt width for full coverage
- » Extra long field for extended magnetic exposure
- » Continuous operation at peak magnetic efficiency
- » Stainless steel housing and side guards
- » Industrial welded construction
- » Heavy-duty lift lugs for easy suspension
- » Pick-up test data is available upon request
- » Ceramic grade 8 magnet material
- » Stainless steel magnet box & guards
- » 240/480 volt 3 phase motor (Option D)
- » 3/8" thick 2 ply rubber belt (Option 1)
- » Cross-Belt Application configuration Option X (Std)
- » Crowned head & tail pulleys

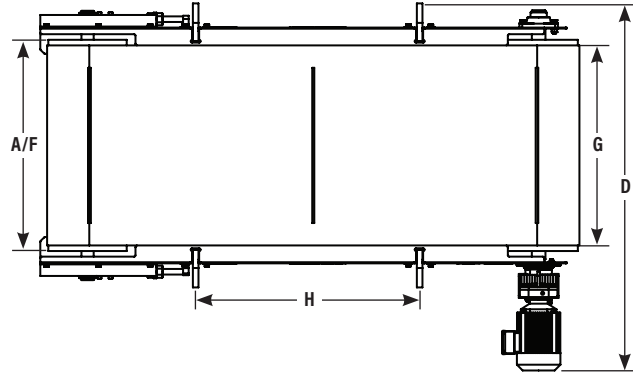
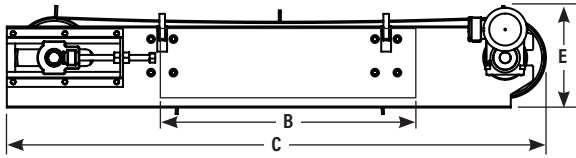
### OPTIONS:

- » Rare Earth Magnet Models Available
- » 380 volt, 50Hz, 3 phase motor
- » Explosion proof motor
- » Custom construction and guarding

TOLL FREE **1.888.582.0821** [imi@magnetics.com](mailto:imi@magnetics.com)



**SMS Standard Specifications:**



**SMS Drive Packages:**

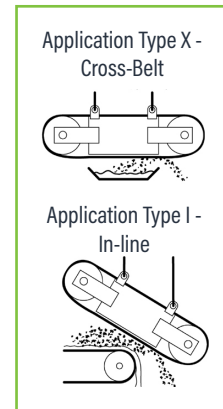
- » **Package D** (Standard) - NORD Gearmotor
- » **Package H** - Direct Drive Hydraulic Motor (10 gpm, 3000 PSI)
- » **Package B** - Shaft Mounted Belt Drive

**SMS Cleaning Belt Options:**

- » **Option 1** (Standard) - 220 2 ply Rubber Belt, R2S Flexco Lacing, Vulcanized Cleats
- » **Option 2** - 220 2 ply Rubber Belt, R2S Flexco Lacing, 304 Stainless Steel Cleats
- » **Option 3** - Urethane Belt 150 PIW, R2S Flexco Lacing, Vulcanized Cleats
- » **Option 4** - 220 2 ply Rubber Belt, R2S Flexco Lacing, 304 Stainless Steel Cleats and Belt Cladding
- » **Option 5** - H.D. 330 3 ply Rubber Belt, R2S Flexco Lacing, 304 Stainless Cleats

**SMS Application Type:**

- » **Application Type X (Standard) - Cross-Belt Applications:** The Magnet runs across the conveyor belt and discharges the collected metal off to the side of the conveyor.
- » **Application Type I - In-line Applications:** The Magnet runs parallel to the conveyor belt and is suspended over the discharge end of the belt.



BASE MODEL	BELT SPEED (FPM)	MAGNET SIZE A X B X DEPTH	LENGTH C	WIDTH D	HEIGHT E	PULLEY WIDTH F	PULLEY DIAMETER	BELT WIDTH G	LIFT LUGS CENTERS H	MOTOR H.P.	WEIGHT (LBS.)
SMS2624	315	26 x 24 x 8	77	51	15	26	10	24	22	2	1,300
SMS2630	315	26 x 30 x 8	77	51	15	26	10	24	22	2	1,540
SMS2636	315	26 x 36 x 8	77	51	15	26	10	24	22	2	1,770
SMS2642	315	26 x 42 x 8	77	51	15	26	10	24	22	2	2,010
SMS2648	315	26 x 48 x 8	95	51	15	26	10	24	40	2	2,350
SMS2654	315	26 x 54 x 8	95	51	15	26	10	24	40	2	2,590
SMS2660	315	26 x 60 x 8	95	51	15	26	10	24	40	2	2,820
SMS3824	380	38 x 24 x 10.5	77	65	17	38	12	36	22	3	2,470
SMS3830	380	38 x 30 x 10.5	77	65	17	38	12	36	22	3	3,030
SMS3836	380	38 x 36 x 10.5	77	65	17	38	12	36	22	3	3,430
SMS3842	380	38 x 42 x 10.5	77	65	17	38	12	36	22	3	4,030
SMS3848	380	38 x 48 x 10.5	95	66	18	38	12	36	40	5	4,680
SMS3854	380	38 x 54 x 10.5	95	66	18	38	12	36	40	5	5,230
SMS3860	380	38 x 60 x 10.5	95	66	18	38	12	36	40	5	5,680
SMS4424	440	44 x 24 x 12.5	77	71	18	44	14	42	22	3	3,250
SMS4430	440	44 x 30 x 12.5	77	71	18	44	14	42	22	3	3,980
SMS4436	440	44 x 36 x 12.5	77	71	18	44	14	42	22	3	4,710
SMS4442	440	44 x 42 x 12.5	77	71	18	44	14	42	22	3	5,440
SMS4448	440	44 x 48 x 12.5	95	72	19	44	14	42	40	5	6,410
SMS4454	440	44 x 54 x 12.5	95	72	19	44	14	42	40	5	7,140
SMS4460	440	44 x 60 x 12.5	95	72	19	44	14	42	40	5	7,870

**Note:** All dimensions stated are in inches.

**SPECIAL CONSIDERATIONS:**

The removal of tramp metal can create many challenges and is dependent upon many factors. These include product size, density, moisture, tramp metal geometry, orientation, entrapment by large product pieces, location in the burden, magnet suspension height and many others. Consult the factory with your application details for the best possible product selection.