



## PERMANENT MAGNETIC CHUCK - GRINDING

C2 Fine Division Permanent Chuck for maximum holding power for general grinding and EDM applications.



| Size (in) | Height (in) | Weight (lbs) | Model No. |
|-----------|-------------|--------------|-----------|
| 6x12      | 2.79        | 57           | CP0612C2  |
| 6x18      | 2.79        | 86           | CP0618C2  |
| 8x18      | 2.79        | 114          | CP0818C2  |
| 10x15     | 2.79        | 125          | CP1015C2  |
| 12x18     | 2.79        | 172          | CP1218C2  |
| 12x24     | 2.79        | 237          | CP1224C2  |

Interloc chucks are designed to reliably hold a large range of workpiece sizes, from very small and thin up to large, for precision grinding jobs.



| Width (in) | Length (in) | Height (in) | Weight (lbs) | Model No.   |
|------------|-------------|-------------|--------------|-------------|
| 4"         | 10"         | 1.9"        | 22           | CP0410MICRO |
| 5"         | 10"         | 1.9"        | 22           | CP0510MICRO |
| 6"         | 6"          | 2.0"        | 19.8         | CP0606MICRO |
| 6"         | 10"         | 2.0"        | 33           | CP0610MICRO |
| 6"         | 12"         | 2.0"        | 39.6         | CP0612MICRO |
| 6"         | 14"         | 2.0"        | 48.4         | CP0614MICRO |
| 6"         | 17.7"       | 2.0"        | 61.6         | CP0618MICRO |
| 8"         | 15.74"      | 2.0"        | 72.6         | CP0816MICRO |
| 8"         | 17.7"       | 2.0"        | 81.4         | CP0818MICRO |
| 8"         | 24"         | 2.2"        | 107.8        | CP0824MICRO |
| 12"        | 24"         | 2.2"        | 178.2        | CP1224MICRO |

## PERMANENT MAGNETIC CHUCK - MILLING

Neomill permanent magnetic chuck for milling. These permanent magnetic chucks are designed using Neodymium magnets for milling applications. The dual Neodymium magnet pack generates an exceptionally high holding force on workpieces with an uneven or rough contact surface.



| Size  | Height (lbs) | Weight (lbs) | Model No. |
|-------|--------------|--------------|-----------|
| 6x12  | 2.2          | 45           | CP0612MIL |
| 6x18  | 2.2          | 77           | CP0618MIL |
| 8x18  | 2.2          | 110          | CP0818MIL |
| 12x24 | 2.5          | 196          | CP1224MIL |

## ROTARY & PERM-ELECTRO CHUCK

**RP RADIAL** - Rotary Electromagnetic and Electro-Permanent Chucks are made in radial, multi-coil design for use in hard turning and free state grinding. Ideal for holding circular workpieces, rings and discs.




| Dia. (in) | Weight (lbs) | Model No. |
|-----------|--------------|-----------|
| 4"        | 22           | CE06RP    |
| 5"        | 22           | CE08RP    |
| 6"        | 19.8         | CE10RP    |
| 6"        | 33           | CE12RP    |
| 6"        | 39.6         | CE14RP    |
| 6"        | 48.4         | CE16RP    |
| 6"        | 61.6         | CE18RP    |

Additional sizes available upon request.

## ELECTROMAGNETIC CHUCK - GRINDING

Fine division Long Bar Pole electromagnetic chuck ideal for surface grinding small to medium parts.



| Size (in) | Watts | Height (in) | Weight (lbs) | Model No. | Recommended Control |
|-----------|-------|-------------|--------------|-----------|---------------------|
| 4x8       | 26    | 2.88        | 22           | CE0408LBP | SMART150WB          |
| 6x10      | 42    | 2.88        | 40           | CE0610LBP | SMART150WB          |
| 6x12      | 50    | 2.88        | 46           | CE0612LBP | SMART150WB          |
| 6x18      | 85    | 2.88        | 70           | CE0618LBP | SMART150WB          |
| 8x15      | 95    | 2.88        | 80           | CE0815LBP | SMART150WB          |
| 8x18      | 100   | 2.88        | 100          | CE0818LBP | SMART150WB          |
| 8x20      | 125   | 2.88        | 95           | CE0820LBP | SMART150WB          |
| 8x24      | 150   | 2.88        | 130          | CE0824LBP | SMART150WB          |
| 10x15     | 82    | 2.88        | 130          | CE1015LBP | SMART150WB          |
| 10x24     | 100   | 2.88        | 150          | CE1024LBP | SMART300SB          |
| 12x24     | 141   | 3.13        | 185          | CE1224LBP | SMART150WB          |
| 16x32     | 294   | 3.69        | 312          | CE1632LBP | SMART300WB          |

Interloc workholding chuck offers maximum effective holding on the widest range of workpiece in grinding applications.



| Size (in) | Watts | Height (in) | Weight (lbs) | Model No. | Recommended Control |
|-----------|-------|-------------|--------------|-----------|---------------------|
| 12x12     | 192   | 3.5         | 275          | CE1224LOC | SMART300WB          |
| 12x48     | 387   | 3.5         | 550          | CE1236LOC | SMART500WB          |
| 18x36     | 431   | 3.5         | 625          | CE1436LOC | SMART500WB          |
| 20x36     | 445   | 3.5         | 653          | CE1836LOC | SMART500WB          |
| 24x48     | 717   | 3.5         | 1100         | CE1632LOC | SMART1000WB         |

## ELECTROMAGNETIC CHUCK CONTROLS



- SMART "B" series  
Automatic release up to 500W
- SMART C series  
A "B" series with current sensor
- SMART "D" series  
Automatic release wall mount
- Manual Release Control  
Variable holding up to 150W

## ROTARY PERMANENT CHUCK

**NEOSTAR** - Radial pole chuck designed for holding rings and bearing races, as well as solid rounds.



| NEOSTAR Specifications |                 |                   |              |           |  |
|------------------------|-----------------|-------------------|--------------|-----------|--|
| Size (mm)              | Total Dia. (in) | Total Height (in) | Weight (lbs) | Model No. |  |
| 150                    | 5.9             | 2.24              | 18           | CP06STAR  |  |
| 200                    | 7.9             | 2.24              | 31           | CP08STAR  |  |
| 250                    | 9.84            | 2.76              | 60           | CP10STAR  |  |
| 300                    | 11.8            | 2.87              | 90           | CP12STAR  |  |
| 350                    | 13.8            | 2.95              | 121          | CP14STAR  |  |
| 400                    | 15.7            | 2.95              | 165          | CP16STAR  |  |
| 500                    | 19.7            | 2.95              | 260          | CP20STAR  |  |
| 600                    | 23.6            | 2.95              | 374          | CP24STAR  |  |